



LED PANEL LIGHT | INDOOR

RECESSED LED LIGHTING

If you are looking for a sleek, attractive LED option for your ceilings, our Panel Light is the perfect choice. It is available in 2 finishes for greater décor flexibility.

Key features

- **Highly uniform light output**
- **Made for insulated ceilings**
- **Dimmable**

MODEL

LEDDOWNPNLR3 3" round panel light, 5W, 3000°K, 580 Raw Lumens

LEDDOWNPNLR4 6" round panel light, 7W, 3000°K, 800 Raw Lumens

LEDDOWNPNLR6 6" round panel light, 11W, 3000°K, 1300 Raw Lumens

SPECIFICATION

- 12V DC LED driver required.
- Over 50,000 hours of service life.
- 12" (30 cm) input lead with quick connector.
- 24" (61 cm) interconnection harness included.
- Warm white light.
- Excellent color rendering.
- Superior LED performance and lifespan.
- Smooth 360° wide spread.
- Minimal heat emission.
- Frosted lens.
- Edge lit technology.
- Aluminum construction.
- Interconnectable.
- Very low profile.
- IC certification (Suitable for direct contact with insulation)
- Dimmable with most low-voltage electronic dimmers when used with DALI dimming power supply.

INSTALLATION

- For recessed installation, approved with insulated ceilings.
- Ideal for general lighting applications.
- A variety of power supplies and installation accessories available.

FINISH

WH White
SS Satin silver

POWER SUPPLIES – PLUG IN

ETR-LED10WPI 12VDC/10W class 2 LED driver
ETR-LED24WPI 12VDC/24W class 2 LED driver
ETR-LED96WPI 12VDC/96W class 2 LED driver

POWER SUPPLIES – HARD-WIRED

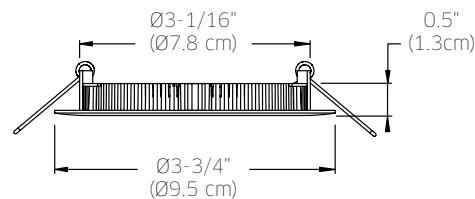
BT06DIMLED-IC 6W Dimmable LED Hardwire driver
BT12DIMLED-IC 12W Dimmable LED Hardwire driver
BT24DIMLED-IC 24W Dimmable LED Hardwire driver
BT48DIMLED-IC 48W Dimmable LED Hardwire driver
BT80DIMLED-IC 80W Dimmable LED Hardwire driver

ACCESSORIES

4000E-24 24" (61 cm) Extension cord
4000E-60 60" (152.4 cm) Extension cord
4000HRNS-24 24" (61 cm) Interconnection harness
LED6ZONE-72W 72W 6-zone translator
LED6ZONE-RMT Remote for 6-zone translator

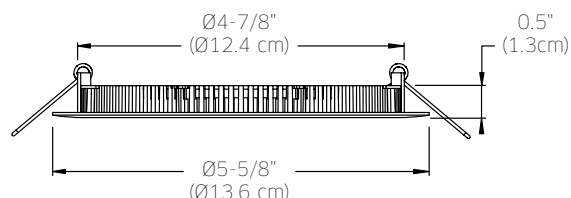
LEDDOWNPNLR3

MIN. Ø3-3/8" (Ø8.6 cm)
Ø3-1/2" (Ø8.9 cm)
MAX. Ø3-5/8" (Ø9.2 cm)



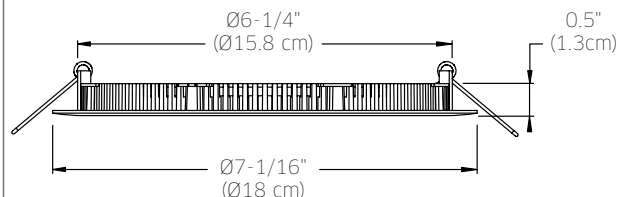
LEDDOWNPNLR4

MIN. Ø5-1/4" (Ø13.3 cm)
Ø5-3/8" (Ø13.6 cm)
MAX. Ø5-1/2" (Ø13.9 cm)



LEDDOWNPNLR6

MIN. Ø6-1/2" (Ø16.5 cm)
Ø6-5/8" (Ø16.8 cm)
MAX. Ø6-3/4" (Ø17.1 cm)

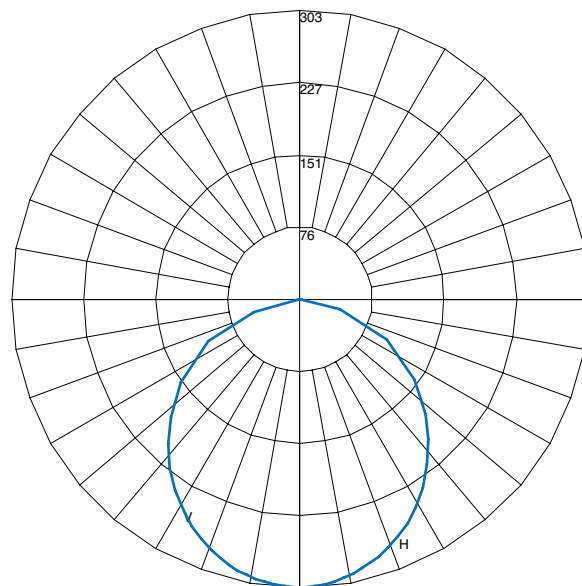


ORDERING EXAMPLE

LEDDOWNPNLR4-WH

Would order a white 4" round panel puck with an 7W LED array with 800 Raw Lumens at 3000°K.

TYPICAL LIGHT DISTRIBUTION



Blue line is the vertical plane through vertical angel (side view)



LED PANEL LINEAR



LINEAR LED LIGHTING

Our Panel Linear will blend in with ease into every application. Using it with shiny counters is the ideal choice as the edge-lit design eliminates any bright spots.

Key features

- **Highly uniform light output**
- **Inter-connectable**
- **Dimmable**

MODEL

LEDPNL16 5W LED panel linear, 3000°K, 500 Raw Lumens

SPECIFICATION

- 12V DC LED driver required.
- Over 50,000 hours of service life.
- 12" (30 cm) extension cord.
- Seamless connector to butt connect 2 fixtures.
- Warm white light.
- Excellent color rendering.
- Superior LED performance and lifespan.
- Anti-glare solution.
- Minimal heat emission.
- Frosted lens.
- Edge lit technology.
- Aluminum construction.
- Interconnectable.
- Very low profile.
- Dimmable with most low-voltage electronic dimmers when used with DALI dimming power supply.

INSTALLATION

- For surface installation, in any direction.
- Ideal for accent lighting under any cabinet, shelf or display.
- A variety of power supplies and installation accessories available.
- Multiple fixtures can be linked together up to 6 fixtures.

FINISH

WH White

POWER SUPPLIES – PLUG IN

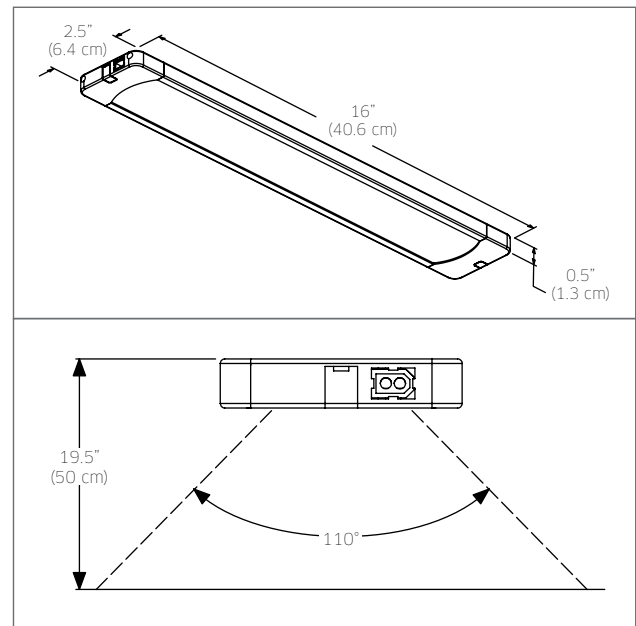
ETR-LED10WPI 12VDC/10W class 2 LED driver
ETR-LED24WPI 12VDC/24W class 2 LED driver
ETR-LED96WPI 12VDC/96W class 2 LED driver

POWER SUPPLIES – HARD-WIRED

BT06DIMLED-IC 6W Dimmable LED Hardwire driver
BT12DIMLED-IC 12W Dimmable LED Hardwire driver
BT24DIMLED-IC 24W Dimmable LED Hardwire driver
BT48DIMLED-IC 48W Dimmable LED Hardwire driver
BT80DIMLED-IC 80W Dimmable LED Hardwire driver

ACCESSORIES

4000E-24 24" (61 cm) Extension cord
4000E-60 60" (152.4 cm) Extension cord
4000HRNS-24 24" (61 cm) Interconnection harness
LED6ZONE-72W 72W 6-zone translator
LED6ZONE-RMT Remote for 6-zone translator



ORDERING EXAMPLE

LEDPNL16-WH

Would order a LEDPNL16-WH linear with a 5W LED array with 500 Raw Lumens at 3000°K in a white finish.



LUMALED LINEAR



LINEAR LED LIGHTING

These dimming LED linears provide a wonderful ambiance for your kitchen and cabinets. Included accessories will allow for multiple types of installations to suit your every need.

Key features

- High lumen output
- Fully dimmable
- Includes all accessories

MODEL

LEDLIN-IP4L 6.5W LED linear, 3000°K,
520 Raw Lumens

LEDLIN-IP6L 10W LED linear, 3000°K,
780 Raw Lumens

LEDLIN-IP8L 13W LED linear, 3000°K,
1040 Raw Lumens

SPECIFICATION

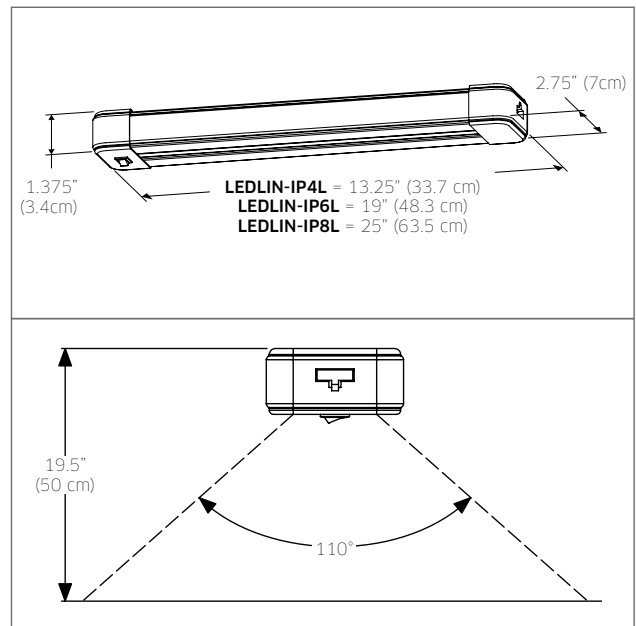
- Integrated driver.
- Over 50,000 hours of service life.
- 60" (150 cm) power cord included.
- 16" (40 cm) interconnection cord included.
- Aluminum construction.
- Frosted lens.
- Hardwire or plug-in option included.
- 120V AC connection.
- Dimmable with most low-voltage electronic dimmers when used with DALI dimming power supply.

INSTALLATION

- For surface mounted installation only, in any direction.
- Ideal for accent lighting under any cabinet, shelf or display.
- Multiple fixtures can be linked together.

FINISH

SS Satin silver



ORDERING EXAMPLE

LEDLIN-IP4L

Would order a 4-light LED linear with a 6.5W LED array with 520 Raw Lumens at 3000°K in a satin silver finish.



LEDCOVE LINEAR



LINEAR LED LIGHTING

Covering long distances with bright white light is made easy with our LED cove lighting solution. Choose from one of our four sizes for the best fit.

Key features

- Swivel and fixed horizontal brackets included
- Available in 4 sizes
- Dimmable solution with integrated driver

MODEL

- LED COVE12-3K** 6W LED cove light in 3000°K, 576 Raw Lumens
- LED COVE24-3K** 8W LED cove light in 3000°K, 1150 Raw Lumens
- LED COVE36-3K** 13W LED cove light in 3000°K, 1730 Raw Lumens
- LED COVE48-3K** 17W LED cove light in 3000°K, 2300 Raw Lumens
- LED COVE12-4K** 6W LED cove light in 4000°K, 634 Raw Lumens
- LED COVE24-4K** 8W LED cove light in 4000°K, 265 Raw Lumens
- LED COVE36-4K** 13W LED cove light in 4000°K, 1900 Raw Lumens
- LED COVE48-4K** 17W LED cove light in 4000°K, 2530 Raw Lumens

SPECIFICATION

- Over 50,000 hours of service life.
- Dimmable with most regular low-voltage electronic dimmers.
- Smooth linear wide spread.
- Minimal heat emission.
- No UV light emission.
- Interconnectable.
- Very low profile.
- Robust construction.
- Multiple fixtures can be linked together, up to 200W.
- 120V AC direct connection.

INSTALLATION

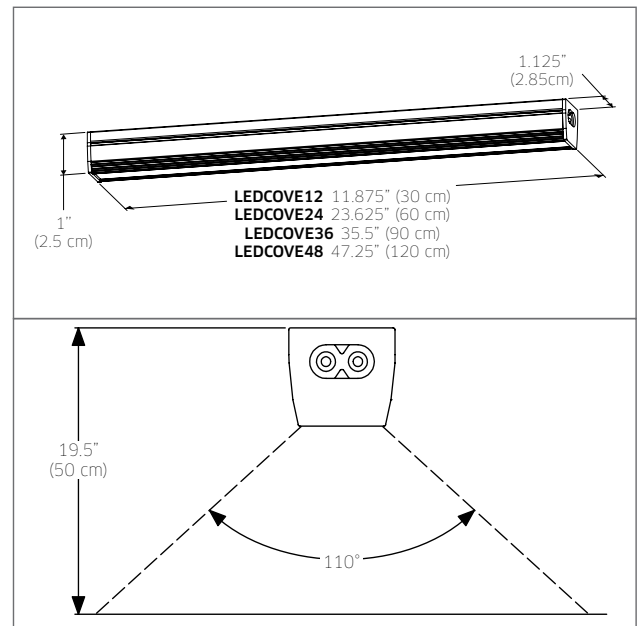
- Intended for surface mounting only.
- Its low profile makes it very easy to hide behind standard cabinet trims or in cove ceilings.
- Multiple fixtures can be linked together.

FINISH

SBA Sandblasted aluminum

ACCESSORIES

- LED COVE ACC-20EC** 20" (50.8 cm) Extension cord
- LED COVE ACC-60EC** 60" (152.4 cm) Extension cord
- LED COVE ACC-2MPC** 72" (182.9 cm) Power cord
- LED COVE ACC-2MHW** 72" (182.9 cm) Hard-wired power cord to junction box
- LED COVE ACC-45VCLIPS** 45° Clips
- 3009B** Direct-wire junction box



ORDERING EXAMPLE

LED COVE12-4K

Would order a 12" LED cove strip with a 6W LED array with 634 Raw Lumens at 4000°K in a sandblasted aluminum finish.



SWIVLED STRIP

LINEAR LED LIGHTING



To swivel or not to swivel is the question. With an ultra-slim profile, our LED strips can be fixed or flexible. Having both types of brackets included with each model, the choice is yours.

Key features

- Swivel and fixed horizontal brackets included
- Very low profile
- Available in 2 color temperatures

MODEL

SWIVLED12	3.2W LED strip in 3000°K, 300 Raw Lumens
SWIVLED12-4K	3.1W LED strip in 4000°K, 300 Raw Lumens
SWIVLEDHP	4.3W LED strip in 3000°K, 600 Raw Lumens
SWIVLEDHP-4K	4.3W LED strip in 4000°K, 600 Raw Lumens

SPECIFICATION

- Over 50,000 hours of service life.
- 12V DC LED driver required.
- Dimmable with most low-voltage electronic dimmers when used with DALI dimming power supply.
- 10" (25 cm) power cord included.
- Smooth linear wide spread.
- Minimal heat emission.
- No UV light emission.
- Interconnectable.

INSTALLATION

- Intended for surface mounting only:
under or over cabinets in any direction.
- Its low profile makes it very easy to hide behind standard cabinet trims.
- Multiple fixtures can be linked together, up to 8 fixtures for standard model and 4 fixtures for HP model.

FINISH

SBA Sandblasted aluminum

POWER SUPPLIES – PLUG IN

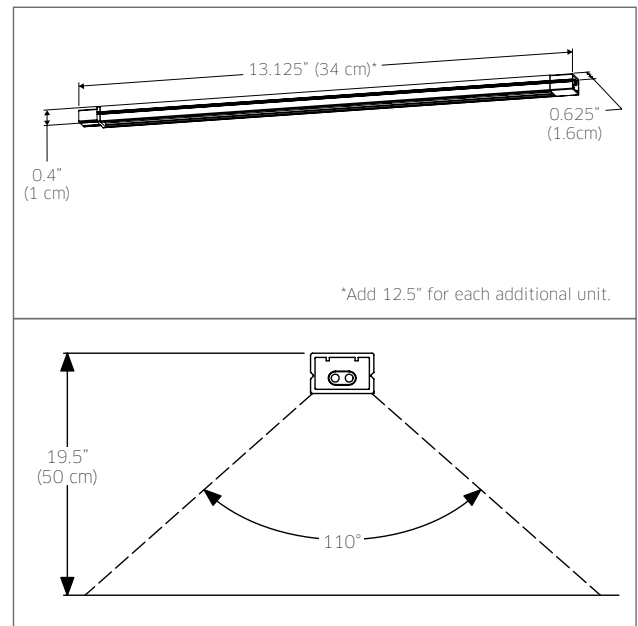
ETR-LED10WPI	12VDC/10W class 2 LED driver
ETR-LED24WPI	12VDC/24W class 2 LED driver
ETR-LED96WPI	12VDC/96W class 2 LED driver

POWER SUPPLIES – HARD-WIRED

BT06DIMLED-IC	6W Dimmable LED Hardwire driver
BT12DIMLED-IC	12W Dimmable LED Hardwire driver
BT24DIMLED-IC	24W Dimmable LED Hardwire driver
BT48DIMLED-IC	48W Dimmable LED Hardwire driver
BT80DIMLED-IC	80W Dimmable LED Hardwire driver

ACCESSORIES

SWIVLEXT-10	10" (25.4 cm) Extension cord
SWIVLEXT-36	36" (91.4 cm) Extension cord
SWIVLEXT-60	60" (152.4 cm) Extension cord
SWIVLEDACC-45VCLIP	45° Clips
LED6ZONE-72W	72W 6-zone translator
LED6ZONE-RMT	Remote for 6-zone translator



ORDERING EXAMPLE

SWIVLEDHP

Would order a SwivLED high-power strip with a 4.3W LED array with 570 Raw Lumens at 3000°K in a sandblasted aluminum finish.



INTEGRALED LINEAR

LINEAR LED LIGHTING



Simplicity is often the answer. With 3 versatile sizes, these attractive linears will light your counters to perfection.

Key features

- Integrated driver
- Dimmable with most electronic dimmers
- Includes all accessories

MODEL

LEDLIN-11 3.6W LED linear, 3000°K, 260 Raw Lumens

LEDLIN-17 6.5W LED linear, 3000°K, 520 Raw Lumens

LEDLIN-26 10W LED linear, 3000°K, 780 Raw Lumens

SPECIFICATION

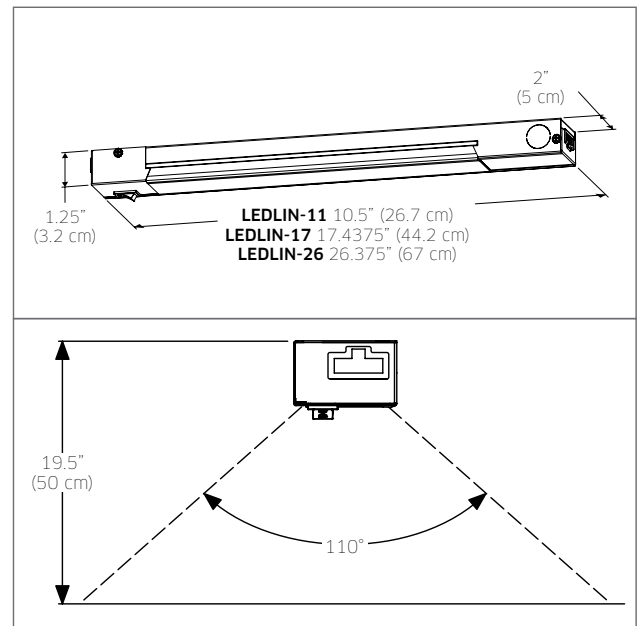
- High lumen output.
- Over 50,000 hours of service life.
- 60" (150 cm) power cord included.
- 16" (40 cm) interconnection cord included.
- Steel construction.
- Frosted acrylic lens.
- Hardwire or plug-in option included.
- Dimmable with most low-voltage electronic dimmers when used with DALI dimming power supply.

INSTALLATION

- For surface mounted installation only, in any direction.
- Ideal for accent lighting under any cabinet, shelf or display.
- Multiple fixtures can be linked together.

FINISH


SS Satin silver



ORDERING EXAMPLE

LEDLIN-26

Would order a 26" IntegraLED linear with a 10W LED array with 780 Raw Lumens at 3000°K in a satin silver finish.



LEDSQUARE LIGHT



ACCENT LED LIGHTING

LED lighting design requires a thoughtful vision to ensure proper use of the technology. That has been achieved with our square LED accent lights. Both slender and sleek all at once.

Key features

- 150 Raw Lumens of warm white light
- Very easy installation
- 50,000-hour lifespan

MODEL

LEDSQP6 1.5W LED single square light, 3000°K, 150 Raw Lumens

SPECIFICATION

- 12V DC-LED driver required.
- Over 50,000 hours of service life.
- 12" (30 cm) input lead with quick connector.
- 24" (61 cm) interconnection harness included.
- Aluminum heat sink.
- Frosted lens.
- Superior LED performance and lifespan.
- Very low profile.
- Dimmable with most low-voltage electronic dimmers when used with DALI dimming power supply.

INSTALLATION

- Simple and quick installation.
- Surface installation, in any direction.
- Ideal for accent lighting inside or under any cabinet, shelf or display.
- A variety of power supplies and installation accessories available.

FINISH

BK Black
WH White

POWER SUPPLIES – PLUG IN

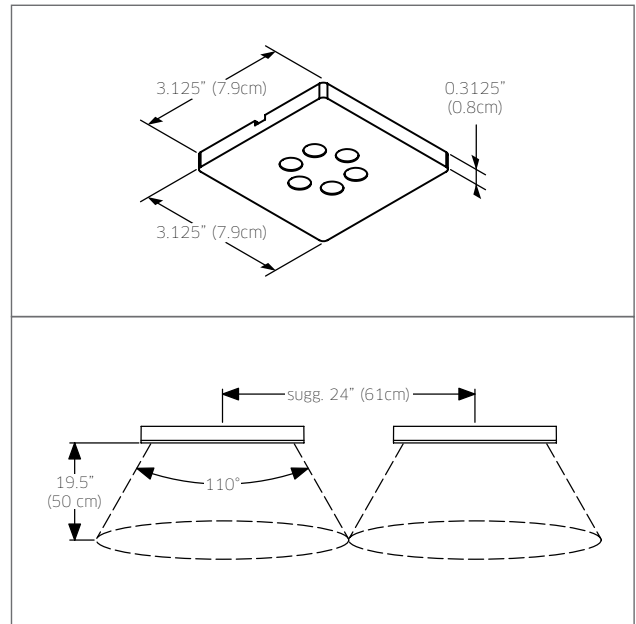
ETR-LED10WPI 12VDC/10W class 2 LED driver
ETR-LED24WPI 12VDC/24W class 2 LED driver
ETR-LED96WPI 12VDC/96W class 2 LED driver

POWER SUPPLIES – HARD-WIRED

BT06DIMLED-IC 6W Dimmable LED Hardwire driver
BT12DIMLED-IC 12W Dimmable LED Hardwire driver
BT24DIMLED-IC 24W Dimmable LED Hardwire driver
BT48DIMLED-IC 48W Dimmable LED Hardwire driver
BT80DIMLED-IC 80W Dimmable LED Hardwire driver

ACCESSORIES


4000E-24 24" (61 cm) Extension cord
4000E-60 60" (152.4 cm) Extension cord
4000HRNS-24 24" (61 cm) Interconnection harness
LED6ZONE-72W 72W 6-zone translator
LED6ZONE-RMT Remote for 6-zone translator



ORDERING EXAMPLE

LEDSQP6-BK

Would order a 1.5W single square light in a black finish.



LED TASK LIGHT



INDOOR

ACCENT LED TASK LIGHTING

Whether for your office or workspace, our LED task light will provide the right type of lighting for your application. Choose from 2 popular finishes - white or black.

Key features

- **Even and wide light distribution**
- **Excellent color rendering index (CRI) superior to 80**
- **3000°K color temperature**

MODEL

LEDSQT18 4.5W LED single rectangular task light,
3000°K, 400 Raw Lumens

SPECIFICATION

- 12V DC LED driver required.
- Over 50,000 hours of service life.
- 12" (30 cm) input lead with quick connector.
- 24" (61 cm) interconnection harness included.
- Aluminum heat sink.
- Frosted lens.
- Superior LED performance and lifespan.
- Very low profile.
- Dimmable with most low-voltage electronic dimmers when used with DALI dimming power supply.

INSTALLATION

- Simple and quick installation.
- Surface installation, in any direction.
- Ideal for accent lighting inside or under any cabinet, shelf or display.
- A variety of power supplies and installation accessories available.

FINISH

BK Black
WH White

POWER SUPPLIES – PLUG IN

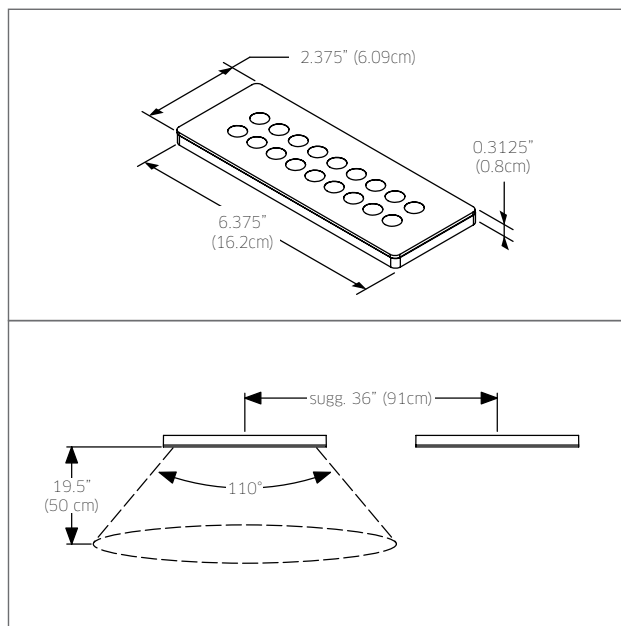
ETR-LED10WPI 12VDC/10W class 2 LED driver
ETR-LED24WPI 12VDC/24W class 2 LED driver
ETR-LED96WPI 12VDC/96W class 2 LED driver

POWER SUPPLIES – HARD-WIRED

BT06DIMLED-IC 6W Dimmable LED Hardwire driver
BT12DIMLED-IC 12W Dimmable LED Hardwire driver
BT24DIMLED-IC 24W Dimmable LED Hardwire driver
BT48DIMLED-IC 48W Dimmable LED Hardwire driver
BT80DIMLED-IC 80W Dimmable LED Hardwire driver

ACCESSORIES

4000E-24 24" (61 cm) Extension cord
4000E-60 60" (152.4 cm) Extension cord
4000HRNS-24 24" (61 cm) Interconnection harness
LED6ZONE-72W 72W 6-zone translator
LED6ZONE-RMT Remote for 6-zone translator



ORDERING EXAMPLE

LEDSQT18-WH

Would order a 4.5W designer task light in a white finish.



MINI LED PUCK



ACCENT LED LIGHTING

Complete flexibility is now available with our Mini LED Pucks. Feel free to recess, surface mount or direct this warm LED light to attain your desired lighting effect.

Key features

- Directional
- Surface and recessed mounting
- Warm white color temperature

MODEL

LEDRDM1 1W Single mini LED puck, 3000°K,
91 Raw Lumens

SPECIFICATION

- 12V DC LED driver required.
- Over 50,000 hours of service life.
- 12" (30 cm) input lead with quick connector.
- 24" (61 cm) interconnection harness included.
- Warm white light.
- Excellent color rendering.
- Superior LED performance and lifespan.
- Smooth 360° wide spread.
- Minimal heat emission.
- Surface adapter included.
- Frosted lens.
- Aluminum construction.
- Gimbal LED module.
- Dimmable with most low-voltage electronic dimmers when used with DALI dimming power supply.

INSTALLATION

- For recess or surface installation, in any direction.
- Ideal for accent lighting inside or under any cabinet, shelf or display.
- A variety of power supplies and installation accessories available.

FINISH

SBA Sandblasted aluminum

POWER SUPPLIES – PLUG IN

ETR-LED10WPI 12VDC/10W class 2 LED driver

ETR-LED24WPI 12VDC/24W class 2 LED driver

ETR-LED96WPI 12VDC/96W class 2 LED driver

POWER SUPPLIES – HARD-WIRED

BT06DIMLED-IC 6W Dimmable LED Hardwire driver

BT12DIMLED-IC 12W Dimmable LED Hardwire driver

BT24DIMLED-IC 24W Dimmable LED Hardwire driver

BT48DIMLED-IC 48W Dimmable LED Hardwire driver

BT80DIMLED-IC 80W Dimmable LED Hardwire driver

ACCESSORIES

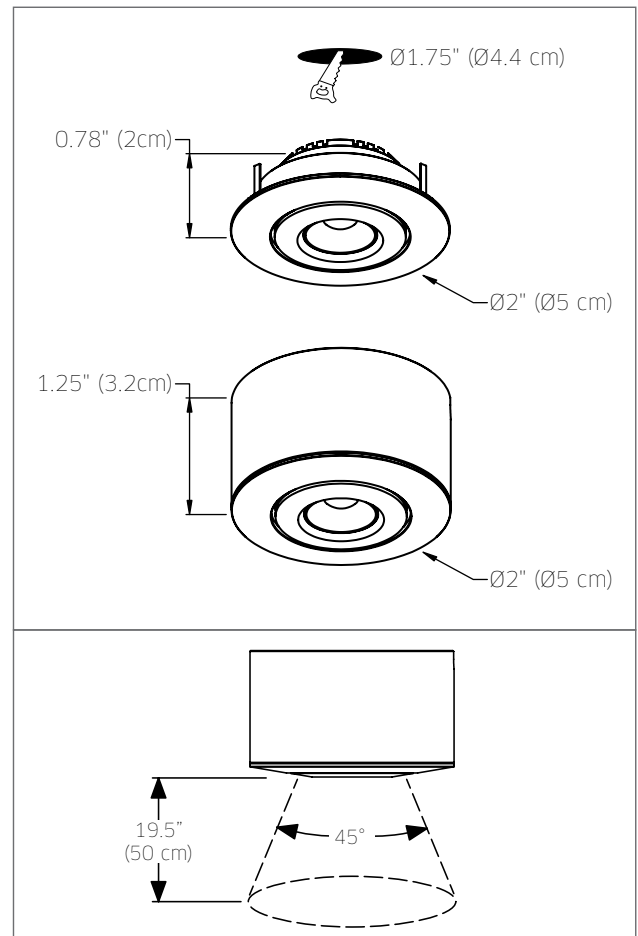
4000E-24 24" (61 cm) Extension cord

4000E-60 60" (152.4 cm) Extension cord

4000HRNS-24 24" (61 cm) Interconnection harness

LED6ZONE-72W 72W 6-zone translator

LED6ZONE-RMT Remote for 6-zone translator



ORDERING EXAMPLE

LEDRDM1

Would order a LEDRDM1 single puck with a 1W LED array with 91 Raw Lumens at 3000°K in a Sandblasted aluminum finish.



SLIMLED LIGHTS

ACCENT LED LIGHTING



INDOOR

The pinnacle of modernism, these LED pucks shine discreetly and are well suited for all accent lighting applications.

Key features

- Warm white light
- Excellent color rendering
- Anti-glare solution

MODEL

4007LVR 2.5W Single puck, 3000°K, 213 Raw Lumens

4008LVR 2.5W Single square light, 3000°K, 213 Raw Lumens

SPECIFICATION

- 12V DC – LED driver required.
- Over 50,000 hours of service life.
- 12" (30 cm) input lead with quick connector.
- 24" (61 cm) interconnection harness included.
- Heat sink and thermal protection.
- Aluminum heat sink.
- Cast aluminum faceplate with three louvers.
- Frosted lens.
- Superior LED performance and lifespan.
- Dimmable with most low-voltage electronic dimmers when used with DALI dimming power supply.

INSTALLATION

- For surface installation only, in any direction.
- Ideal for accent lighting inside or under any cabinet, shelf, display, hallway or stairs.
- A variety of power supplies and installation accessories available.

FINISH

BK Black
WH White
SN Satin nickel

POWER SUPPLIES – PLUG IN

ETR-LED10WPI 120VAC 10W class 2 LED driver

ETR-LED24WPI 120VAC 24W class 2 LED driver

ETR-LED96WPI 120VAC 96W class 2 LED driver

POWER SUPPLIES – HARD-WIRED

BT06DIMLED-IC 6W Dimmable LED Hardwire driver

BT12DIMLED-IC 12W Dimmable LED Hardwire driver

BT24DIMLED-IC 24W Dimmable LED Hardwire driver

BT48DIMLED-IC 48W Dimmable LED Hardwire driver

BT80DIMLED-IC 80W Dimmable LED Hardwire driver

ACCESSORIES

4000E-24

4000E-60

24" (61 cm) Extension cord

60" (152.4 cm) Extension cord for LED products

24" (61 cm) Interconnection harness

Faceplate only in black

Faceplate only in chrome

Faceplate only in satin nickel

Faceplate only in white

Faceplate only in black

Faceplate only in chrome

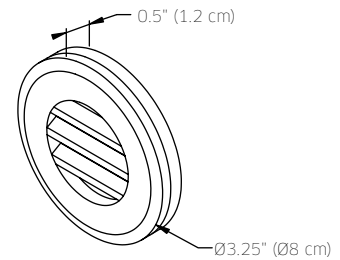
Faceplate only in satin nickel

Faceplate only in white

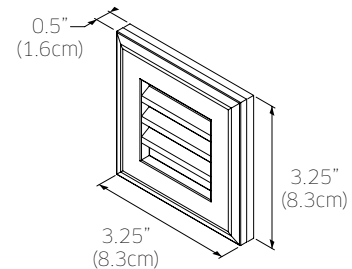
72W 6-zone translator

Remote for 6-zone translator

4007LVR



4008LVR



ORDERING EXAMPLE

4008LVR-SN

Would order a 4008 single puck with a faceplate with three louvers that has a 2.5W LED array with 108 Raw Lumens at 3000°K in a satin nickel finish.



SLIMLED LIGHTS



INDOOR

ACCENT LED LIGHTING

Simplicity and design are the cornerstones of these unique LED lights. Match the color of the faceplate to your decor for synchronicity.

Key features

- Easy installation
- Extra-low profile
- Offered in 2 sizes, regular and mini

MODEL

4007FR	2.5W Single puck, 3000°K, 213 Raw Lumens
4008FR	2.5W Single square light, 3000°K, 213 Raw Lumens
4007MINIFR	1.7W Single puck, 3000°K, 145 Raw Lumens
4008MINIFR	1.7W Single square light, 3000°K, 145 Raw Lumens

SPECIFICATION

- 12V DC LED driver required.
- Over 50,000 hours of service life.
- 12" (30 cm) input lead with quick connector.
- 24" (61 cm) interconnection harness included.
- Solid steel heat sink.
- Frosted lens.
- Superior LED performance and lifespan.
- Dimmable with most low-voltage electronic dimmers when used with DALI dimming power supply.

INSTALLATION

- For surface installation only, in any direction.
- Ideal for accent lighting inside or under any cabinet, shelf or display.
- A variety of power supplies and installation accessories available.

FINISH

BK	Black
WH	White
CH	Chrome
SN	Satin nickel

POWER SUPPLIES – PLUG IN

ETR-LED10WPI	12VDC/10W class 2 LED driver
ETR-LED24WPI	12VDC/24W class 2 LED driver
ETR-LED96WPI	12VDC/96W class 2 LED driver

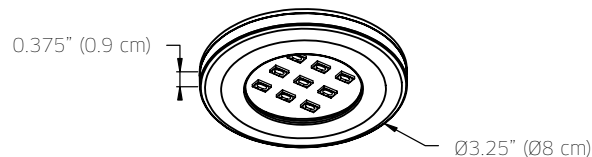
POWER SUPPLIES – HARD-WIRED

BT06DIMLED-IC	6W Dimmable LED Hardwire driver
BT12DIMLED-IC	12W Dimmable LED Hardwire driver
BT24DIMLED-IC	24W Dimmable LED Hardwire driver
BT48DIMLED-IC	48W Dimmable LED Hardwire driver
BT80DIMLED-IC	80W Dimmable LED Hardwire driver

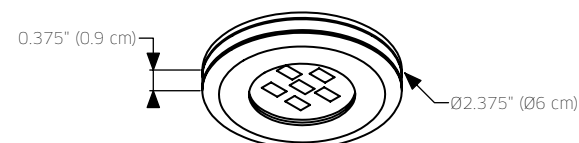
ACCESSORIES

4000E-24	24" (61 cm) Extension cord
4000E-60	60" (152.4 cm) Extension cord
4000HRNS-24	24" (61 cm) Interconnection harness
LED6ZONE-72W	72W 6-zone translator
LED6ZONE-RMT	Remote for 6-zone translator

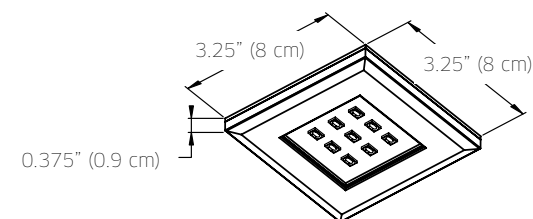
4007FR



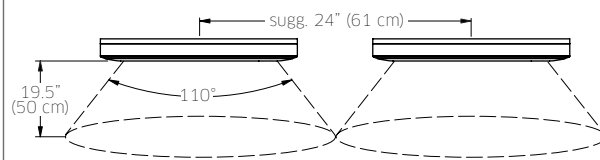
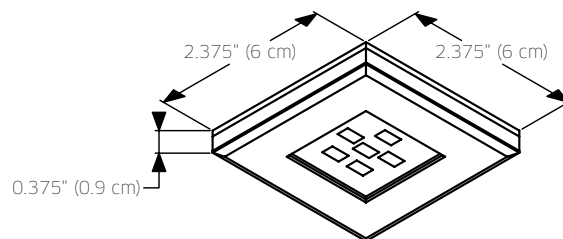
4007MINIFR



4008FR



4008MINIFR



ORDERING EXAMPLE

4007FR-BK

Would order a 4007 single puck with a 2.5W LED array with 213 Raw Lumens at 3000°K in a black finish.



SUPERPUCK RECESS



PRECISION LED LIGHTING

Enjoy low-energy white light in a variety of attractive finishes. These LED pucks are well suited to accent and task lighting under cabinets and in other areas.

Key features

- Available in 2 wattages
- Extra-low profile
- Ideal for highlighting display cabinets

MODEL

4001	1.8W Single puck, 3000°K, 152 Raw Lumens
4001HP	3.5W Single puck, 3000°K, 304 Raw Lumens

SPECIFICATION

- 12V DC LED driver required.
- Over 50,000 hours of service life.
- 12" (30 cm) input lead with quick connector.
- 24" (61 cm) interconnection harness included.
- Warm white light.
- Excellent color rendering.
- Superior LED performance and lifespan.
- Smooth 360° wide spread.
- Minimal heat emission.
- Heat sink and thermal protection.
- Steel and aluminum construction.
- Frosted glass lens.
- Dimmable with most low-voltage electronic dimmers when used with DALI dimming power supply.

INSTALLATION

- For recessed installation only, in any direction.
- Ideal for accent lighting inside or under any cabinet, shelf or display.
- A variety of power supplies and installation accessories available.

FINISH

BK	Black
WH	White
SN	Satin nickel

POWER SUPPLIES – PLUG IN

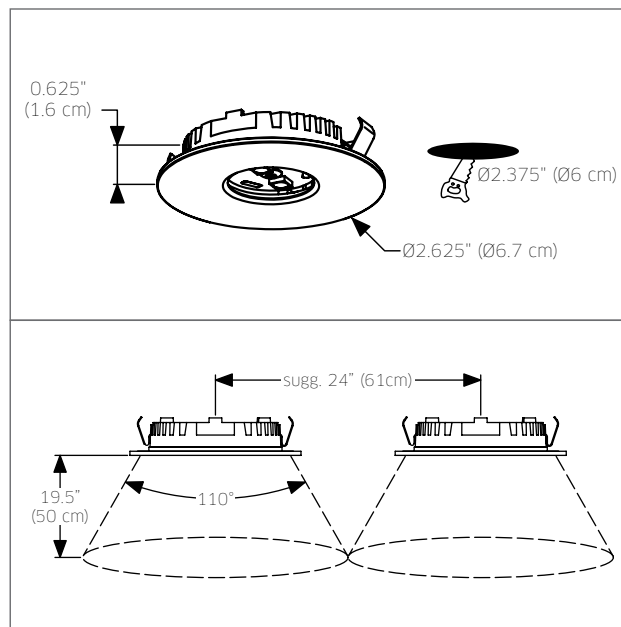
ETR-LED10WPI	12VDC/10W class 2 LED driver
ETR-LED24WPI	12VDC/24W class 2 LED driver
ETR-LED96WPI	12VDC/96W class 2 LED driver

POWER SUPPLIES – HARD-WIRED

BT06DIMLED-IC	6W Dimmable LED Hardwire driver
BT12DIMLED-IC	12W Dimmable LED Hardwire driver
BT24DIMLED-IC	24W Dimmable LED Hardwire driver
BT48DIMLED-IC	48W Dimmable LED Hardwire driver
BT80DIMLED-IC	80W Dimmable LED Hardwire driver

ACCESSORIES

4000E-24	24" (61 cm) Extension cord
4000E-60	60" (152.4 cm) Extension cord
4000HRNS-24	24" (61 cm) Interconnection harness
LED6ZONE-72W	72W 6-zone translator
LED6ZONE-RMT	Remote for 6-zone translator



ORDERING EXAMPLE

4001HP-BK

Would order a 4001 single high-power puck with a 3.5W LED array with 304 Raw Lumens at 3000°K in a black finish.



SUPERPUCK SURFACE



INDOOR

PRECISION LED LIGHTING

Enjoy low-energy white light in a variety of attractive finishes. These LED pucks are well suited to accent and task lighting under cabinets and in other areas.

Key features

- Available in 2 wattages
- Extra-low profile
- Ideal for highlighting display cabinets

MODEL

4002	1.8W Single puck, 3000°K, 152 Raw Lumens
4002HP	3.5W Single puck, 3000°K, 304 Raw Lumens

SPECIFICATION

- 12V DC LED driver required.
- Over 50,000 hours of service life.
- 12" (30 cm) input lead with quick connector.
- 24" (61 cm) interconnection harness included.
- Warm white light.
- Excellent color rendering.
- Superior LED performance and lifespan.
- Smooth 360° wide spread.
- Minimal heat emission.
- Heat sink and thermal protection.
- Steel and aluminum construction.
- Frosted glass lens.
- Dimmable with most low-voltage electronic dimmers when used with DALI dimming power supply.

INSTALLATION

- For surface installation only, in any direction.
- Ideal for accent lighting inside or under any cabinet, shelf or display.
- A variety of power supplies and installation accessories available.

FINISH

BK	Black
WH	White
SN	Satin nickel

POWER SUPPLIES – PLUG IN

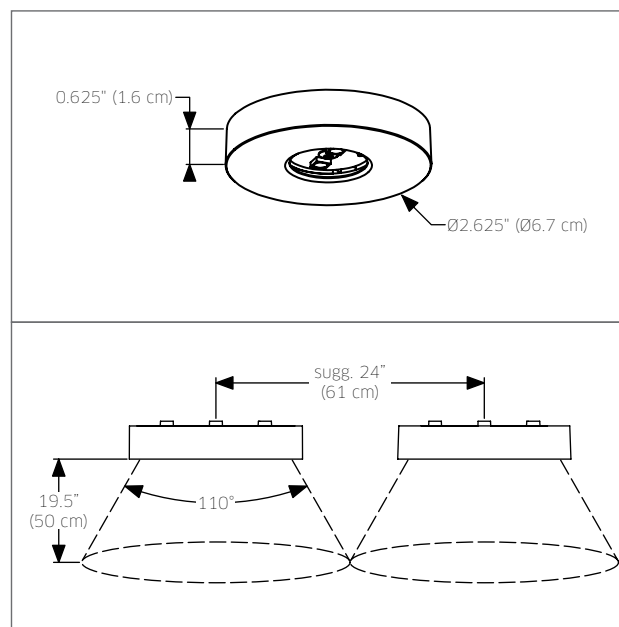
ETR-LED10WPI	12VDC/10W class 2 LED driver
ETR-LED24WPI	12VDC/24W class 2 LED driver
ETR-LED96WPI	12VDC/96W class 2 LED driver

POWER SUPPLIES – HARD-WIRED

BT06DIMLED-IC	6W Dimmable LED Hardwire driver
BT12DIMLED-IC	12W Dimmable LED Hardwire driver
BT24DIMLED-IC	24W Dimmable LED Hardwire driver
BT48DIMLED-IC	48W Dimmable LED Hardwire driver
BT80DIMLED-IC	80W Dimmable LED Hardwire driver

ACCESSORIES

4000E-24	24" (61 cm) Extension cord
4000E-60	60" (152.4 cm) Extension cord for LED products
4000HRNS-24	24" (61 cm) Interconnection harness
LED6ZONE-72W	72W 6-zone translator
LED6ZONE-RMT	Remote for 6-zone translator



ORDERING EXAMPLE

4002-BK

Would order a 4002 single puck with a 1.8W LED array with 152 Raw Lumens at 3000°K in a black finish.



2-IN-1 LED PUCK



ACCENT LED LIGHTING

These robust LED pucks, featuring a frosted lens, deliver highly efficient punches of white light. Well suited for under-cabinet lighting and a variety of other applications.

Key features

- Can be surface or recessed
- Heat sink and thermal protection
- Ideal for highlighting display cabinets
- Dimmable

MODEL

- 4005FR** 1.5W Single puck, 3000°K, 90 Raw Lumens, surface mounted adapter included
- 4005HP** 2.6W Single puck, 3000°K, 230 Raw Lumens, surface mounted adapter sold separately

SPECIFICATION

- 12V DC LED driver required.
- Over 50,000 hours of service life.
- 12" (30 cm) input lead with quick connector.
- 24" (61 cm) interconnection harness included.
- Warm white light.
- Excellent color rendering.
- Superior LED performance and lifespan.
- Smooth 360° wide spread.
- Minimal heat emission.
- Brighter than most equivalent 20W halogen pucks.
- Steel/aluminum construction.
- Frosted glass lens.
- Fully dimmable with the DALI 6-zone translator.
- Dimmable with most low-voltage electronic dimmers when used with DALI dimming power supply.

INSTALLATION

- For recess or surface installation, in any direction.
- Ideal for accent lighting inside or under any cabinet, shelf or display.
- A variety of power supplies and installation accessories available.

FINISH

- BK** Black
- WH** White
- SN** Satin nickel

POWER SUPPLIES – PLUG IN

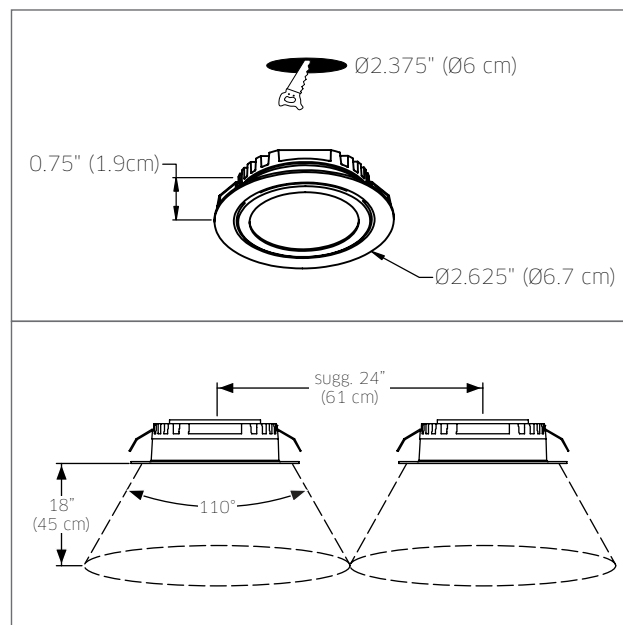
- ETR-LED10WPI** 12VDC/10W class 2 LED driver
- ETR-LED24WPI** 12VDC/24W class 2 LED driver
- ETR-LED96WPI** 12VDC/96W class 2 LED driver

POWER SUPPLIES – HARD-WIRED

- BT06DIMLED-IC** 6W Dimmable LED Hardwire driver
- BT12DIMLED-IC** 12W Dimmable LED Hardwire driver
- BT24DIMLED-IC** 24W Dimmable LED Hardwire driver
- BT48DIMLED-IC** 48W Dimmable LED Hardwire driver
- BT80DIMLED-IC** 80W Dimmable LED Hardwire driver

ACCESSORIES

- 4000E-24** 24" (61 cm) Extension cord
- 4000E-60** 60" (152.4 cm) Extension cord
- 4000HRNS-24** 24" (61 cm) Interconnection harness
- LED6ZONE-72W** 72W 6-zone translator
- LED6ZONE-RMT** Remote for 6-zone translator
- 4005HP-SURF-BK** Surface mounted adapter, black
- 4005HP-SURF-SN** Surface mounted adapter, Satin Nickel
- 4005HP-SURF-WH** Surface mounted adapter, White



ORDERING EXAMPLE

4005FR-WH

Would order a 4005 single puck with a 1.5W LED array with 90 Raw Lumens at 3000°K in a white finish.



LED PUCK



ACCENT LED LIGHTING

The sleekness of this LED Puck design makes it the right choice for cabinet and kitchen lighting applications. It can be dimmed to provide just the right ambience in your décor.

Key features

- Surface and recessed mounting
- Low profile design
- Dimmable

MODEL

LEDRDP18 1.4W Single puck, 3000°K, 97 Raw Lumens

SPECIFICATION

- 12V DC LED driver required.
- Over 50,000 hours of service life.
- 12" (30 cm) input lead with quick connector.
- 24" (61 cm) interconnection harness included.
- Warm white light.
- Excellent color rendering.
- Superior LED performance and lifespan.
- Smooth 360° wide spread.
- Minimal heat emission.
- Surface adapter included.
- Frosted lens.
- Dimmable with most low-voltage electronic dimmers when used with DALI dimming power supply.

INSTALLATION

- For recess or surface installation, in any direction.
- Ideal for accent lighting inside or under any cabinet, shelf or display.
- A variety of power supplies and installation accessories available.

FINISH

WH White

POWER SUPPLIES – PLUG IN

ETR-LED10WPI 12VDC/10W class 2 LED driver

ETR-LED24WPI 12VDC/24W class 2 LED driver

ETR-LED96WPI 12VDC/96W class 2 LED driver

POWER SUPPLIES – HARD-WIRED

BT06DIMLED-IC 6W Dimmable LED Hardwire driver

BT12DIMLED-IC 12W Dimmable LED Hardwire driver

BT24DIMLED-IC 24W Dimmable LED Hardwire driver

BT48DIMLED-IC 48W Dimmable LED Hardwire driver

BT80DIMLED-IC 80W Dimmable LED Hardwire driver

ACCESSORIES

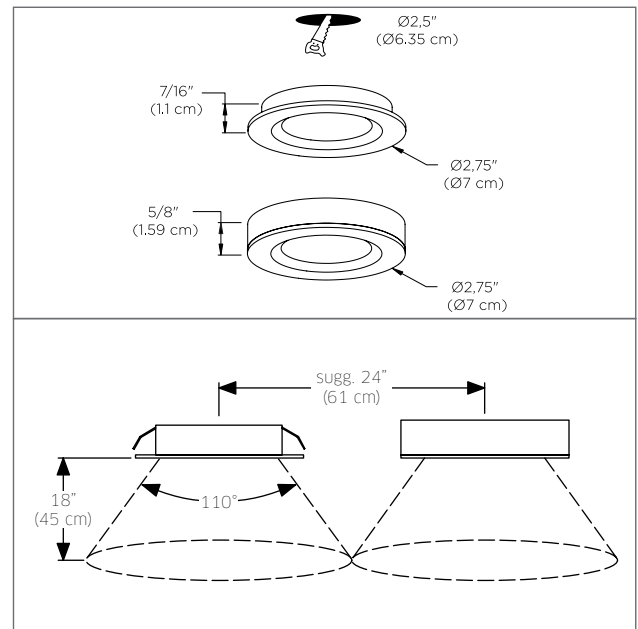
4000E-24 24" (61 cm) Extension cord

4000E-60 60" (152.4 cm) Extension cord

4000HRNS-24 24" (61 cm) Interconnection harness

LED6ZONE-72W 72W 6-zone translator

LED6ZONE-RMT Remote for 6-zone translator



ORDERING EXAMPLE

LEDRDP18

Would order a LEDRDP18 single puck with a 1.4W LED array with 97 Raw Lumens at 3000°K in a white finish.



LED DIMMABLE DRIVERS



INDOOR

ACCENT LED LIGHTING

Dimming is made easy with our LED Dimmable Driver series. These products will allow you to find just the right amount of light based on the time of day your lighting fixtures are being used.

Key features

- Wide range of wattage options
- Made for insulated ceilings
- Compatible with all DALI low voltage LED products

MODEL

BT06DIMLED-IC	6W Dimmable LED Hardwire driver
BT12DIMLED-IC	12W Dimmable LED Hardwire driver
BT24DIMLED-IC	24W Dimmable LED Hardwire driver
BT48DIMLED-IC	48W Dimmable LED Hardwire driver
BT80DIMLED-IC	80W Dimmable LED Hardwire driver

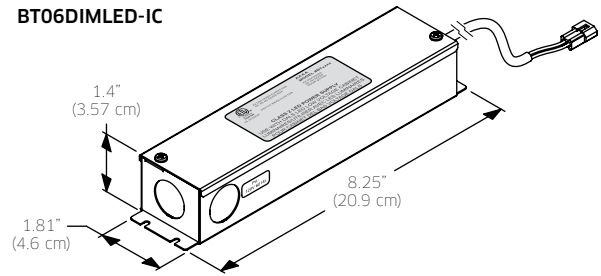
SPECIFICATION

- Constant voltage mode power supply.
- AC-dimming supply (with ELV dimmer).
- Protection: Short circuit / Over voltage.
- Integrated junction box for hard wire installation.
- Fully isolated metal case - Cooling by air convection.
- 2 years warranty.
- ETL certification.
- IC certification. (Suitable for direct contact with insulation)
- Optimal dimming when used at 50% or more of total load.

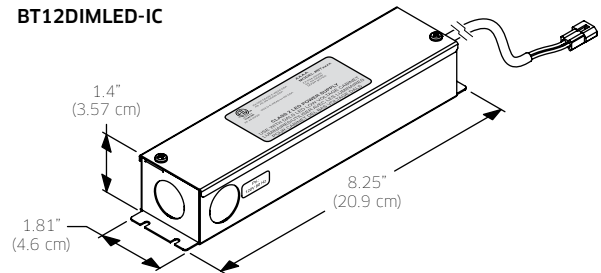
FINISH

GR Grey

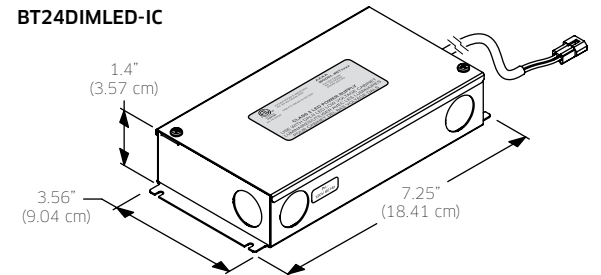
BT06DIMLED-IC



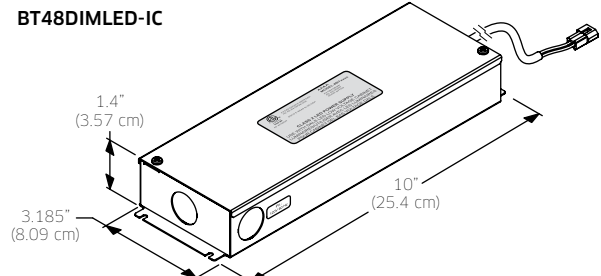
BT12DIMLED-IC



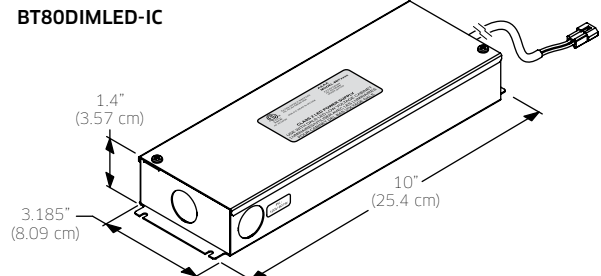
BT24DIMLED-IC



BT48DIMLED-IC



BT80DIMLED-IC



ORDERING EXAMPLE

BT06DIMLED-IC

Would order a 6W Dimmable LED hardwire driver.